

AGM USER GUIDE

Getting Started

This year our annual meetings will be held virtually allowing you to participate online using your smartphone, tablet or computer.

If you choose to participate online you will be able to listen to a live audio webcast of the meeting, ask the Directors questions online and submit your votes in real time.



In order to participate online:

Before the meeting:

1. Check that your browser for whichever device you are using is compatible. Visit www.MeetingCentre.ca on your smartphone, tablet or computer. You will need the latest version of Chrome, Safari, Edge or Firefox. Please ensure your browser is compatible.
2. All securityholders MUST register any 3rd party appointments at <http://www.computershare.com/GraniteREIT>. Failure to do so will result in the appointee not receiving login credentials:

Meeting ID: 240668827

Password: granite2020

To log in, you must have the following information:

Registered Holders

15 digit control number provided by Computershare.

Appointed Proxy

Computershare will email you login credentials provided the appointment has been registered.

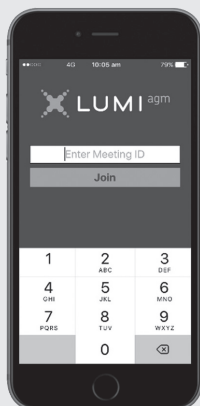
Broadcast **The broadcast bar:** Allows you to listen to the proceedings.

Home page icon: Displays meeting information

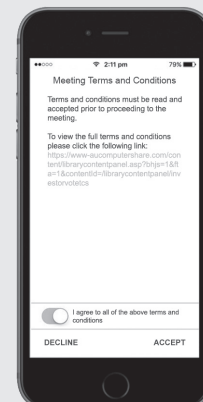
Questions icon: Used to ask questions

Voting icon: Used to vote. Only visible when the chairperson opens poll.

- 1 To participate in the meeting, you will be required to enter the unique 9 digit Meeting ID provided above.



- 2 To proceed into the meeting, you will need to read and accept the Terms and Conditions.



- 3** Registered holders: Your user name is the 15 digit control number printed on your proxy form.

Appointed proxy holders: Your user name can be found in the email sent to you from Computershare.





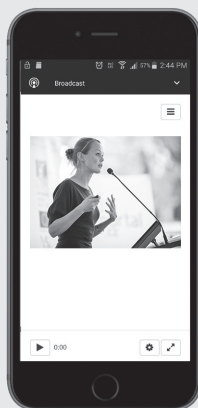
Please note: visitors will not be able to ask questions or vote at the meeting.

- 4** Once logged in, you will see the home page, which displays the meeting documents and information on the meeting.

Icons will be displayed in different areas, depending on the device you are using.




- 5** To listen to the proceedings you must tap the broadcast arrow  on your screen. Toggle between the up and down arrow  to view another screen, if available.



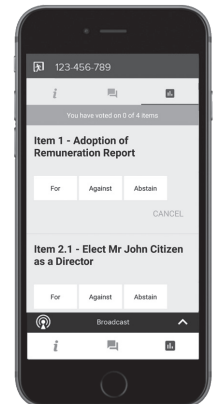
TO VOTE

- 6** When the Chairperson declares the poll open:



- > A voting icon  will appear on your device and the Meeting Resolutions will be displayed.
- > To vote, tap one of the voting options. Your response will be highlighted.


The number of items you have voted on, or are yet to vote on, is displayed at the top of the screen.

NOTE: Votes may be changed up to the time the chairman closes the poll.

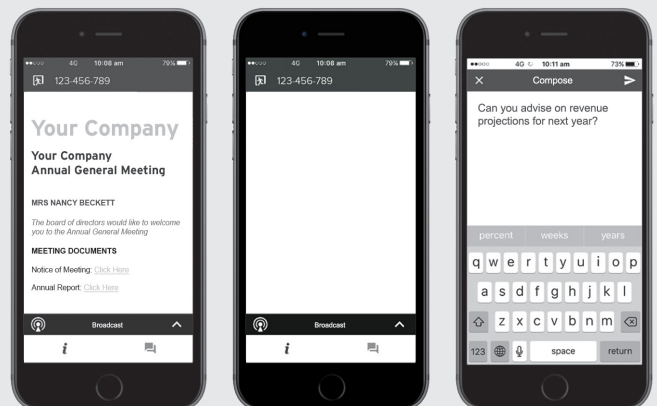



TO ASK QUESTIONS

- 7** Tap on the Questions icon  then **press the**  **button** to submit a question.

Compose your question and select the send icon .

Confirmation that your message has been received will appear.



NOTE: On some devices, in order to vote, you may need to minimize the webcast by selecting the arrow  in the broadcast bar. Audio will still be available. To return to the webcast after voting, select the arrow again.