

INDUSTRIAL SPACE | AVAILABLE FOR LEASE

478,053 SF

DISTRIBUTION WAREHOUSE

5415

5415 Centerpoint Parkway Obetz, OH

OFFICE	Main Office - 2,608 SF Total office - 4,780 SF	TRAILER PARKING	62 dedicated stalls, 59 at building
LOADING FACILITIES	64 dock doors, 32 fully equipped w/ 35,000 lb levelers, cross dock load	AUTO PARKING	134 spaces
DRIVE-IN DOOR	(4) 12' x 14' drive-in doors	CONSTRUCTION	Tilt-up wall
BUILT	2013	SLAB	7" concrete floors
CLEAR HEIGHT	32'	HVAC	Gas fired split systems
COLUMN SPACING	54' x 50'	LIGHTING	LED exterior
TRUCK COURT	130' fenced 60' concrete apron	POWER	(2) 800 amp, 277/480-V, 3-phase
		ROOF	TPO 45 mil R-20.5
		FIRE SUPPRESSION	ESFR



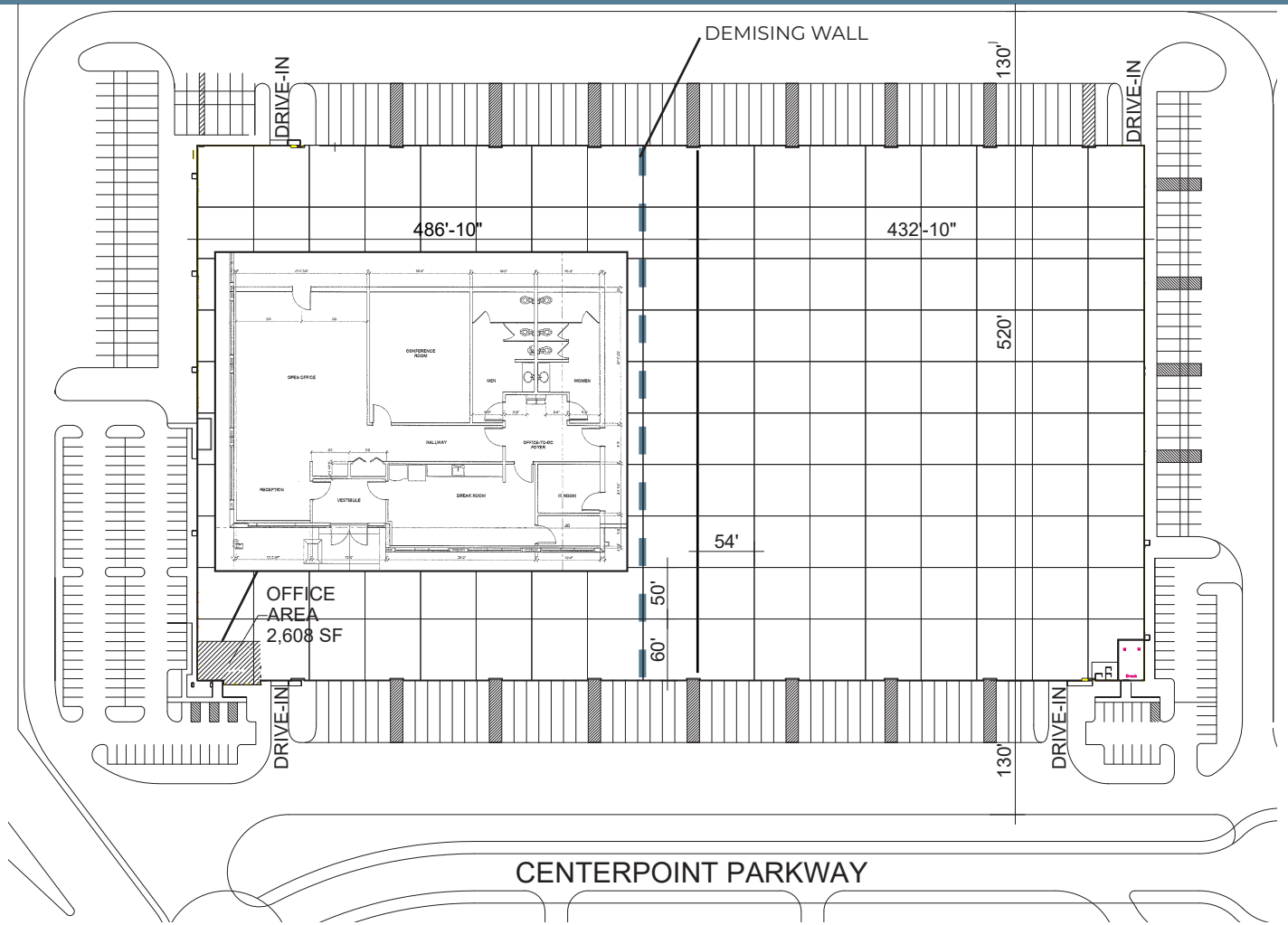
BELINDA FLORES
Senior Director,
Asset Management
469.964.3348
bflores@granitereit.com



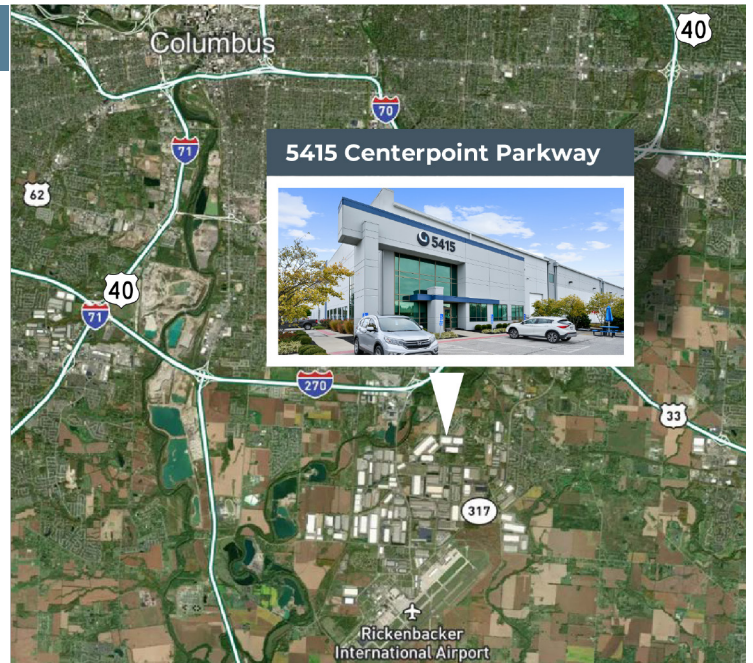
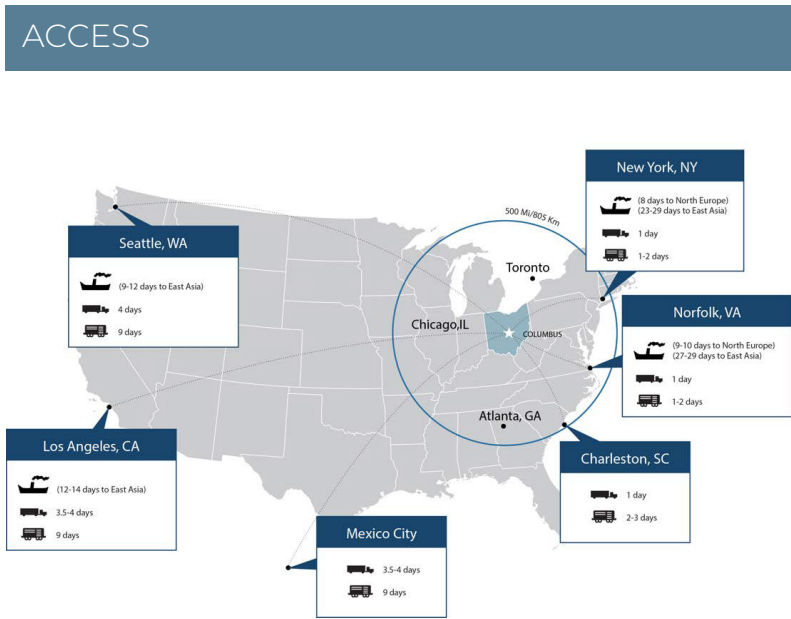
JEFF LYONS
Executive Vice President
614.430.5012
jeff.lyons@cbre.com

MICHAEL MULLADY
Vice Chairman
614.430.5030
michael.mullady@cbre.com

SITE PLAN



ACCESS



BELINDA FLORES
Senior Director,
Asset Management
469.964.3348
bflores@granitereit.com



JEFF LYONS
Executive Vice President
614.430.5012
jeff.lyons@cbre.com

MICHAEL MULLADY
Vice Chairman
614.430.5030
michael.mullady@cbre.com