

972 CONESTOGA PARKWAY

Shepherdsville, KY



631,336 SF DISTRIBUTION FACILITY | AVAILABLE NOW



OFFICE	Main Office - 14,580 SF Shipping Offices - (2) 1,300 SF ea.
LOADING FACILITIES	63 dock doors, 44 fully equipped, expandable to 124 Cross dock load
DRIVE-IN DOOR	(4) 14' x 16' drive-in doors
BUILT	2014
CLEAR HEIGHT	36'
COLUMN SPACING	50' x 50' 60' speed bays
TRUCK COURT	185' front / back, fenced Concrete apron
TRAILER PARKING	32 stalls, expandable
AUTO PARKING	532 spaces, expandable
CONSTRUCTION	Pre-cast concrete
SLAB	7" concrete floors
POWER	4000 Amp, 277/480 V 3 phase
ROOF	60 mil TPO
VISIBILITY / SIGNAGE	I-65 Frontage Signage Availability

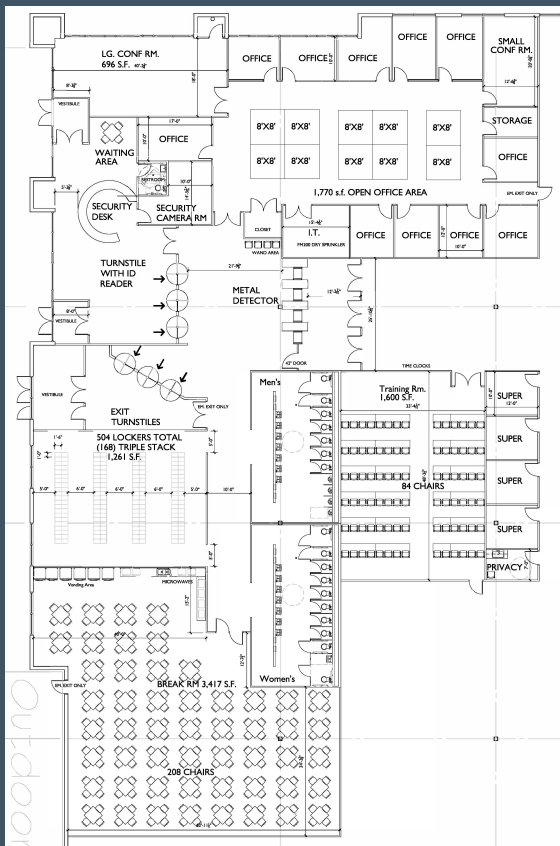
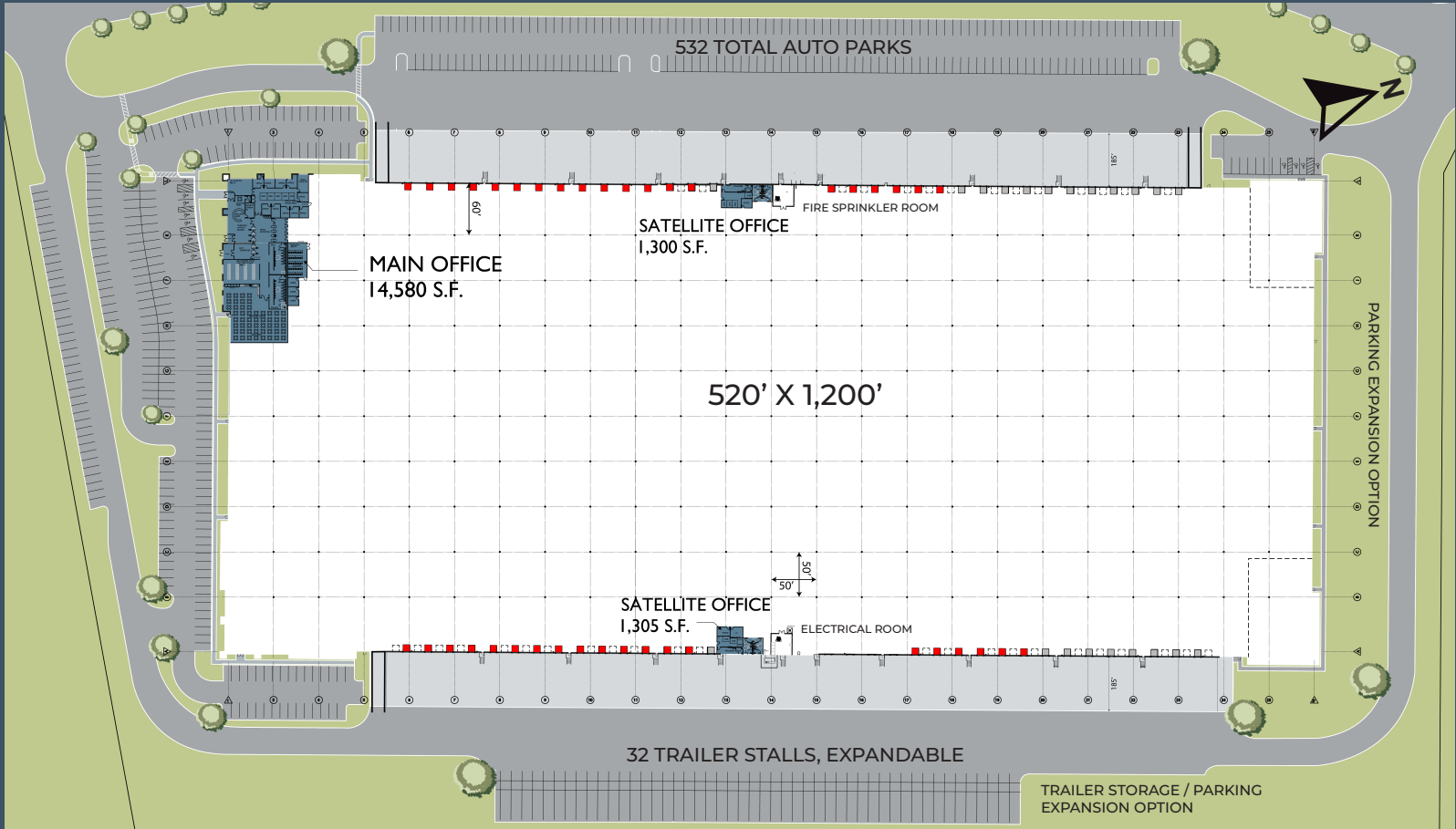


BELINDA FLORES
Director, Asset Management
469.965.3348
bflores@granitereit.com



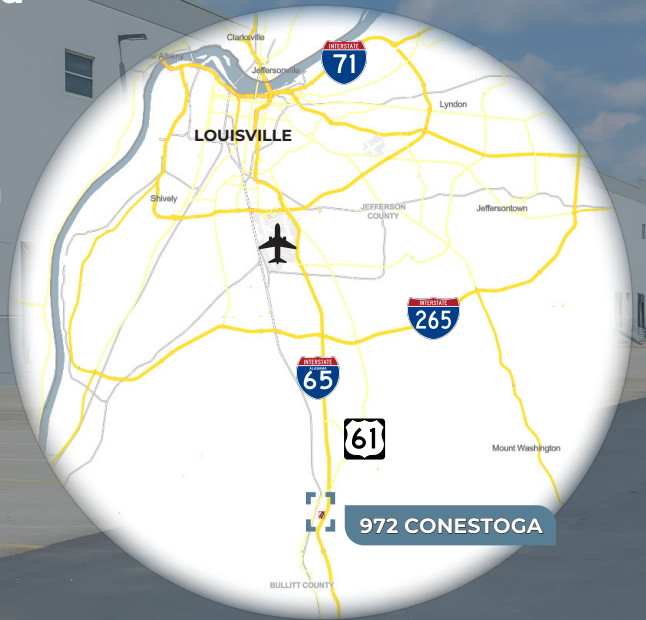
MATT HARTLAGE, SIOR
SENIOR MANAGING DIRECTOR
502.394.2517
matt.hartlage@jll.com

POWELL SPEARS
SENIOR MANAGING DIRECTOR
502.394.2509
powell.spears@jll.com



Located in Louisville,
a centrally located logistics hub,

972 Conestoga
Parkway is
strategically
positioned
along I-65
frontage, with
easy access
to multiple
interstate
highways
and the UPS
Worldport,
making it an
ideal location
for regional
distribution.



GRANITE
REIT

BELINDA FLORES
Director, Asset Management
469.965.3348
bflores@granitereit.com



MATT HARTLAGE, SIOR
SENIOR MANAGING DIRECTOR
502.394.2517
matt.hartlage@jll.com

POWELL SPEARS
SENIOR MANAGING DIRECTOR
502.394.2509
powell.spears@jll.com